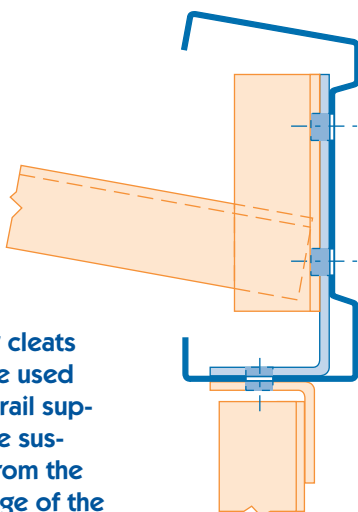
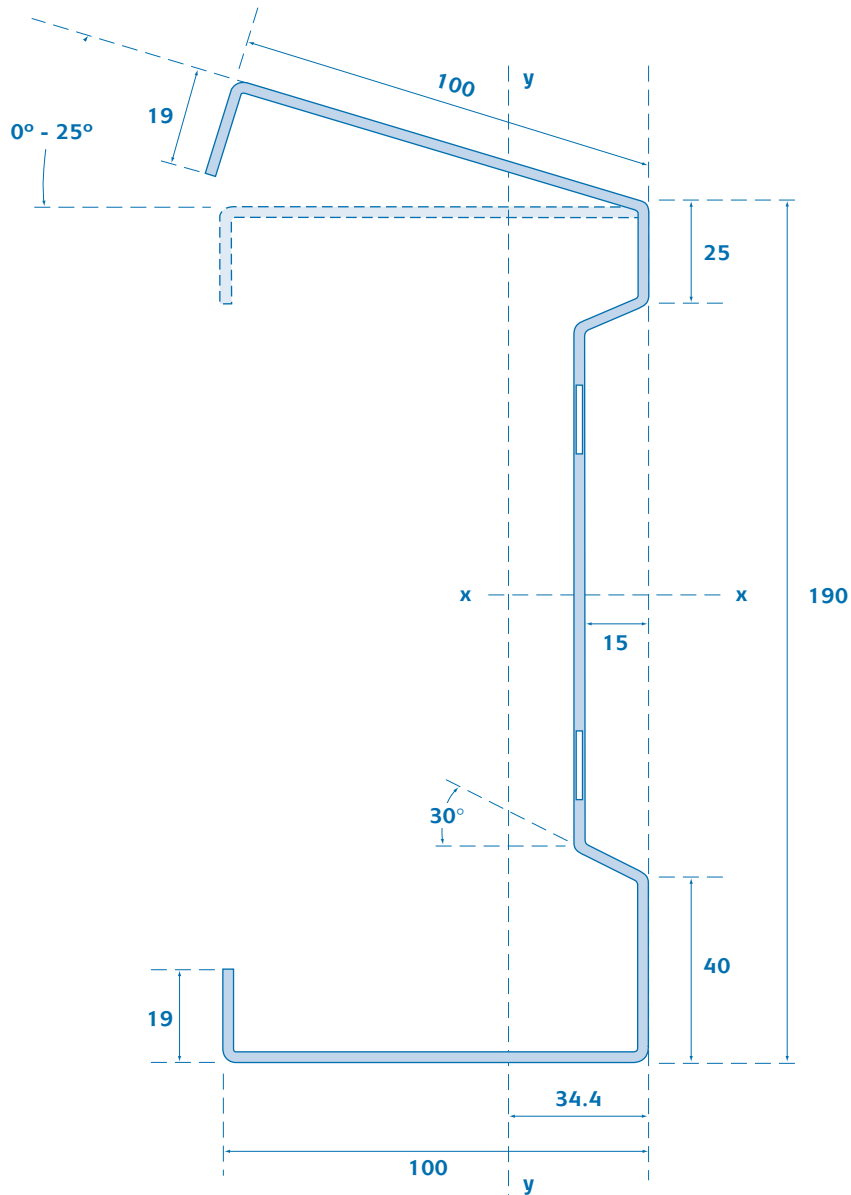
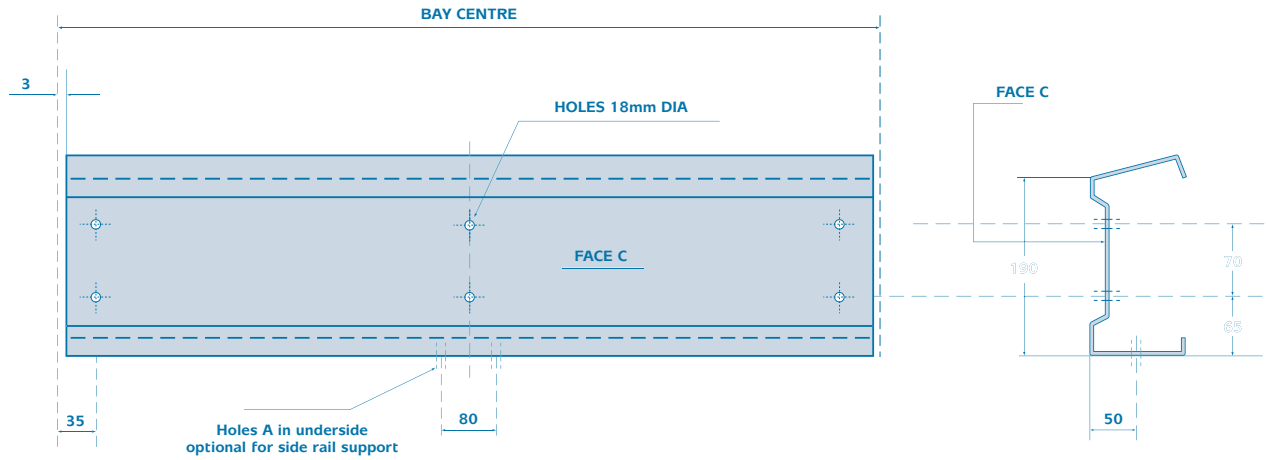


Eaves Beam



Stiffening cleats should be used when side rail supports are suspended from the bottom flange of the eaves beam.

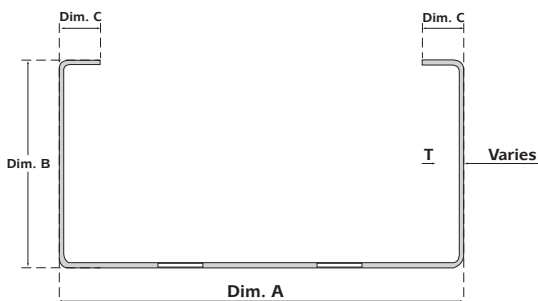
Eaves Beam - 19020		
Material	2.0mm Pre Galv. Steel BS EN 10326. 2004	
Gauge	2.0mm	
Weight Metre/Kg	6.66 kgs	
Area	CM ²	8.48
Inertia	XX CM ⁴	529.94
Sec Mod	XX CM ³	49.55
Inertia	YY CM ⁴	86.86
Sec Mod	YY CM ³	13.37
Rad of GYR	XX CM	7.91
Rad of GYR	YY CM	3.20



Applied Vertical Loads

Span Metres	Section Ref.	Lat Supp	Horizontal Wind Loads (kN)										
			5	6	7	8	9	10	11	12	13	14	15
4m	190-100 2mm	1	22.31	21.61	20.91	20.21	19.51	18.81	18.11	17.41	16.71	16.01	15.31
4.5m	..	1	19.47	18.77	18.07	17.37	16.67	15.97	15.27	14.57	13.87	13.17	12.47
5m	..	1	16.93	16.23	15.53	14.83	14.13	13.43	12.73	12.03	11.33	10.63	9.93
5.5m	..	1	14.71	14.01	13.31	12.61	11.91	11.21	10.51	9.81	9.11	8.41	7.71
6m	..	1	12.68	11.98	11.28	10.58	9.88	9.18	8.48	7.78	7.08	6.38	5.68
6.5m	..	2	11.10	11.10	11.10	11.10	11.10	11.10	11.10	11.10	11.10	11.10	11.10
7m	..	2	9.57	9.57	9.57	9.57	9.57	9.57	9.57	9.57	9.57	9.57	9.57
7.5m	..	2	8.34	8.34	8.34	8.34	8.34	8.34	8.34	8.34	8.34	8.34	8.34
8m	..	2	7.33	7.33	7.33	7.33	7.33	7.33	7.33	7.33	7.33	7.33	7.33

C Sections



C Section Dimensions						
Dim. A	Dim. B	Dim. C	Thickness T			
127mm	63.5mm	13mm	1.6mm	1.8mm	2.0mm	2.5mm
140mm	65mm	15mm	1.6mm	-	-	-
165mm	63.5mm	13mm	1.6mm	1.8mm	2.0mm	2.5mm
177mm	65mm	15mm	1.6mm	-	-	-
200mm	65mm	15mm	-	1.8mm	-	-
220mm	63.5mm	13mm	-	1.8mm	2.0mm	2.5mm

More information available on request