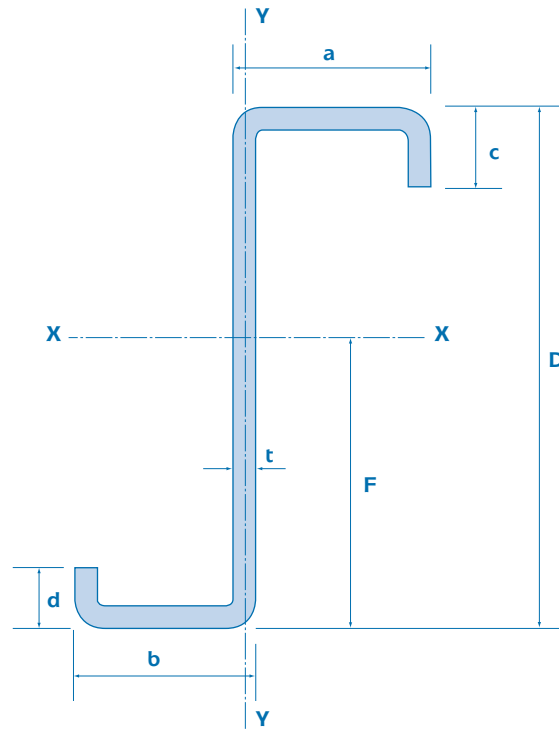


# Zed Purlin

# Purlins



## Section Dimensions and Properties - Metric

Section Number	Depth	Thick-ness	Top Flange	Bottom Flange	Top Lip	Bottom Lip	Wt/m.	Area	IXX	ZXX	IYY	ZYY	F
	'D' mm	't' mm	'a' mm	'b' mm	'c' mm	'd' mm	Kg	cm <sup>2</sup>	cm <sup>4</sup>	cm <sup>3</sup>	cm <sup>4</sup>	cm <sup>3</sup>	mm
12115	121	1.5	55	50	18	16	2.945	3.749	88.26	14.28	26.03	5.07	61.70
12116	121	1.6	55	50	18	16	3.182	4.052	95.13	15.40	27.94	5.36	61.70
14015	140	1.5	55	50	18	16	3.147	4.015	126.12	17.57	26.40	5.08	71.20
14016	140	1.6	55	50	18	16	3.374	4.340	136.32	18.99	28.41	5.36	71.20
14018	140	1.8	55	50	18	16	3.737	4.710	145.22	20.66	30.18	5.94	71.20
14020	140	2.0	55	50	18	16	4.141	5.211	160.06	22.71	33.06	6.54	71.20
17715	177	1.5	55	50	18	16	3.507	4.507	219.03	24.29	26.97	5.29	89.00
17716	177	1.6	55	50	18	16	3.787	4.680	223.11	25.98	28.81	5.61	89.00
17718	177	1.8	55	50	18	16	4.284	5.409	261.07	28.99	32.01	6.22	89.00
17720	177	2.0	55	50	18	16	4.756	6.073	288.26	32.01	35.13	6.83	89.00
20018	200	1.8	61	55	17	17	4.76	6.109	378.67	37.50	38.54	6.12	100.98
20020	200	2.0	61	55	17	17	5.30	6.790	418.28	41.42	43.36	6.88	100.98
20025	200	2.5	61	55	17	17	6.58	8.378	515.51	51.05	53.00	8.42	100.98

Steel Sections Zed Purlins are manufactured from prime pre-galvanised steel coil to BS EN 10326:2004 specification giving guaranteed minimum yield strength of 390 N/mm<sup>2</sup> - cut to exact length and suitably packed for UK or export requirements.

# Purlins

## Zed Purlin Systems

### Details and Dimension

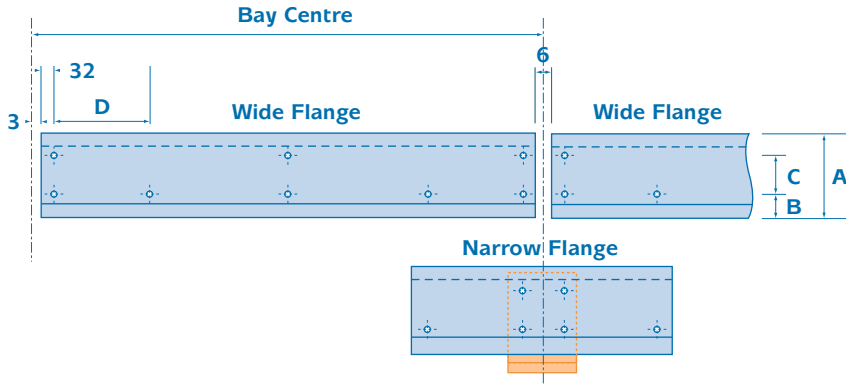
Holes and dimensions are for roof purlins and side rails, all dimensions in millimetres.

All holes 18mm for 16mm dia. bolts. Clearance joint between purlins/side rails 6mm.

'Easy fix' anti-sag rods may be required to give additional stability for spans over 4.5 metres.

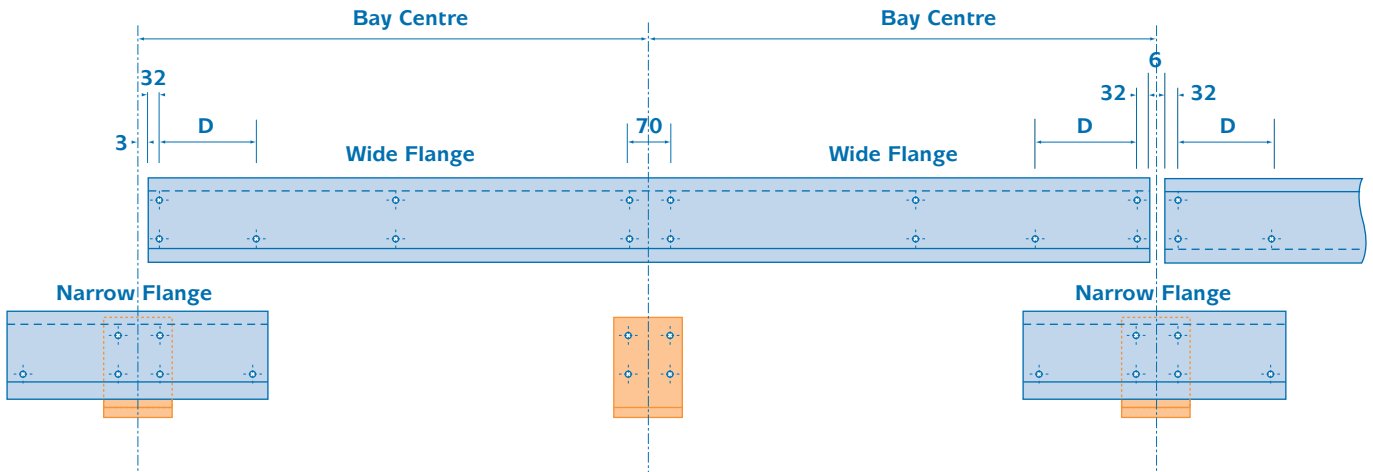
Recommended fixing details for sag-rod are shown on page 8.

### Single Span



Sleeved System Detailing Dimensions in mm						
A	B	C	D	E	F	G
121	40	40	150	42	434	50
140	40	60	208	42	550	50
177	40	80	208	42	550	50
200	40	116	208	43	550	50

### Double Span



### With Overhang

